


The Indian Institute of Architects


Online Voting System for IIA Elections

2023 - 2025



PROCESS

- Election Ballot will be available on the scheduled dates for voting, to the Active members on their Member profile page in the IIA website.
- There is no separate link for the Ballot. It will be available in Member's profile page **in the IIA Website.**



WHAT A MEMBER HAS TO DO

- Open IIA website <https://indianinstituteofarchitects.com> and click on Member login tab which is located at the top of the page.
- The member must enter his/her Membership Number & Password in order to access the Ballot.
- In case members do not know their password, they can reset it anytime by using https://indianinstituteofarchitects.com/pdf/Password_Reset_Process.pdf
- Once the member has logged into his/her account, he/she has to click on '**Ballot**' link from the Navigation panel of the screen to see the list of ballots.


IIA Website Member Login Page

<https://nextgen.indianinstituteofarchitects.com/#/login>

Member Login

T z e 7 F f

 [Forgot password?](#)



Reference Membership Number Formats
For Associate Members:
A00011-A00099, A00111-A00999, A01111-A09999, A10000-A99999
For Fellow Members:
F00011-F00099, F00111-F00999, F01111-F09999, F10000-F99999

USER MENU

 My Profile

 Receipts

E-VOTING

 Ballots



Welcome to The Indian Institute of Architects

Click on 'Ballot' link from the Navigation panel to see the list of ballot

Ballot page

IIA ADMIN


Dashboard

Hi dummy020

Ballot	For	Start From	End On	
National Council Election 2023-2025	national	24-03-2023 [6:00 AM]	24-06-2023 [11:59 PM]	Vote Now

© 2022-2023 IIA.

Click on 'Vote Now' to vote against respective ballot



- On the ballot page, the member can cast his/her vote.
- Example:
To vote for dummtty001 for President post, click on the box next to his/her name.
- Once done, click on the “**Submit**” button at the bottom of the page

Dashboard NEW

USER MENU

 My Profile Receipts

E-VOTING

 Ballots

THE INDIAN INSTITUTE OF ARCHITECTS

PROSPECT CHAMBERS ANNEXE, DR. D. N. ROAD, FORT, MUMBAI 400 001
TEL NOS: 2204 6972 & 2288 4805 FAX NO: 2283 2516

National Council Election 2023-2025

ONLINE VOTING BALLOT for: National Council

(Before voting please read the instructions carefully)

Instructions

1. The Member, upon opening the Ballot, shall click on the Box against the name of the Candidate, he wishes to Vote
2. After clicking against the names of all the Candidates he wishes to vote, he shall click on 'Submit' button at the bottom.
3. After clicking on 'Submit', there will be another level of authentication, which will ask for 'Confirm Voting'. Only when you click on 'Confirm Voting', the Vote will be Casted. The mMember can change the votes he clicked earlier, until he Confirms the Voting
4. Once 'Confirm Voting' is clicked, the voting process is complete

President [For post(s)]

1) dummy001

2) dummy002

Vice President [For post(s)]

1) dummy003

2) dummy004

Hon. Treasurer [For post(s)]

USER MENU

 My Profile

 Receipts

E-VOTING

 Ballots

ONLINE VOTING BALLOT

for: National Council

(Before voting please read the instructions carefully)

Instructions

1. The Member, upon opening the Ballot, shall click on the Box against the name of the Candidate, he wishes to Vote
2. After clicking against the names of all the Candidates he wishes to vote, he shall click on 'Submit' button at the bottom.
3. After clicking on 'Submit', there will be another level of authentication, which will ask for 'Confirm Voting'. Only when you click on 'Confirm Voting', the Vote will be Casted. The mMember can change the votes he clicked earlier, until he Confirms the Voting
4. Once 'Confirm Voting' is clicked, the voting process is complete

President [For post(s)]

1) dummy001

2) dummy002

Vice President [For post(s)]

1) dummy003

2) dummy004

Hon. Treasurer [For post(s)]

1) dummy006

2) dummy005

Jt. Hon. Secretaries [For post(s)]

1) dummy007

USER MENU

E-VOTING

3) dummy013

4) dummy014

5) dummy015

6) dummy016

7) dummy017

8) dummy018

9) dummy019


10) dummy020

11) dummy021

Submit

Instructions

- 1. The Member, upon opening the Ballot, shall click on the Box against the name of the Candidate, he wishes to Vote
- 2. After clicking against the names of all the Candidates he wishes to vote, he shall click on 'Submit' button at the bottom.
- 3. After clicking on 'Submit', there will be another level of authentication, which will ask for 'Confirm Voting'. Only when you click on 'Confirm Voting', the Vote will be Casted. The mMember can change the votes he clicked earlier, until he Confirms the Voting
- 4. Once 'Confirm Voting' is clicked, the voting process is complete



- Once the voter clicks “**Submit**”, the voter will see a pop-up message that reads ‘**Please confirm your voting once and click confirm button**’.
- Once you Click ‘**Ok**’, the selected candidates will be visible for review.
- The voter can review and make changes, if any.
- After making sure that the choice is final, the voter can click on ‘**Confirm Voting**’ to cast his/her votes.

IIA ADMIN

Dashboard NEW

USER MENU

- My Profile
- Receipts

E-VOTING

- Ballots

- 3) dummy013
- 4) dummy014
- 5) dummy015
- 6) dummy016
- 7) dummy017
- 8) dummy018
- 9) dummy019
- 10) dummy020
- 11) dummy021

Submit

Instructions

1. The Member, upon opening the Ballot, shall click on the Box against the name of the Candidate, he wishes to Vote
2. After clicking against the names of all the Candidates he wishes to vote, he shall click on 'Submit' button at the bottom.
3. After clicking on 'Submit', there will be another level of authentication, which will ask for 'Confirm Voting'. Only when you click on 'Confirm Voting', the Vote will be Casted. The mMember can change the votes he clicked earlier, until he Confirms the Voting
4. Once 'Confirm Voting' is clicked, the voting process is complete

votingdemo.indianinstituteofarchitects.com says

Please confirm your voting once and click Confirm button.

OK

USER MENU

E-VOTING

3) dummy013



4) dummy014



5) dummy015



6) dummy016



7) dummy017



8) dummy018



9) dummy019



10) dummy020



11) dummy021



Confirm Voting

Instructions

1. The Member, upon opening the Ballot, shall click on the Box against the name of the Candidate, he wishes to Vote
2. After clicking against the names of all the Candidates he wishes to vote, he shall click on 'Submit' button at the bottom.
3. After clicking on 'Submit', there will be another level of authentication, which will ask for 'Confirm Voting'. Only when you click on 'Confirm Voting', the Vote will be Casted. The mMember can change the votes he clicked earlier, until he Confirms the Voting
4. Once 'Confirm Voting' is clicked, the voting process is complete

Dashboard NEW

USER MENU

My Profile

Receipts

E-VOTING

Ballots

Ballot	For	Start From	End On	
National Council Election 2023-2025	national	24-03-2023 [6:00 AM]	24-06-2023 [11:59 PM]	You have voted