



# **The Indian Institute of Architects**

Online Voting System for IIA Elections



## PROCESS

- Election Ballot will be available on the scheduled dates for voting, to the Active members on their Member Login page in the IIA website.
- There is no separate link for the Ballot. It is available in every Member's **Login in the IIA Website.**




## WHAT A MEMBER HAS TO DO


- Log in using <https://app.indianinstituteofarchitects.com/member/login>
- The member must enter his/her Username (Membership Number) & Password in order to access the Ballot.
- In case members do not know their password, they can reset it anytime by using <https://indianinstituteofarchitects.com/pdf/password-reset-process.pdf>
- Once the member has logged into his/her account, he/she has to click on '**Ballot**' link from the Navigation panel on the left side of the screen to see the list of ballots.
- The Ballots can be accessed/viewed **only by the logged in Member.**


# IIA Website Member Login Page

<https://app.indianinstituteofarchitects.com/member/login>

## Member Login







### Reset Password


**Membership Number Formats**

For Associate Members A00011-A00099, A00111-A00999, A01111-A09999, A10000-A99999

For Fellow Members F00011-F00099, F00111-F00999, F01111-F09999, F10000-F99999

- Profile
- Basic Information
- Change Password
- Fees
- Receipts

**Ballot**



### Profile - Demo user one

Member Information				<a href="#">Edit Profile</a>
Membership Type	Associate - Annual	Status	Active	
Membership Id	1111			
Member Name	Demo user one			
Date of Birth	0000-00-00			
Gender	Male			
Designation	none			
Member of	Maharashtra			
State	Maharashtra			
City	Dombivli			
Pin	421201			
Address	B701 Rajanigandha Partment,Sanghavi GArden,Manpada Road			
Email	sachinjvl@gmail.com	Alternate Email	avansachin@hotmail.com	
Mobile	7039077599	Alternate Mobile		
Office				
Fax				
Residance				

Click on 'Ballot' link from the Navigation panel on the left side to see the list of ballots

**Member**

- Profile
  - Basic Information
  - Change Password
  - Fees
  - Receipts
- Ballot**

# Ballot page


Ballot Control panel

Home > Ballot

Ballot

DEMO NATIONAL COUNCIL ELECTION FOR THE TERM 2020 - 2022	National	<a href="#">Vote Now</a>
---	----------	--------------------------

click on 'Vote Now' to vote against respective ballot



- On the ballot page, the member can cast his/her vote.
- Example:  
To vote for AAA for President post, click on the box next to his/her name.
- Once done, click on the “**Submit**” button at the bottom of the page

**Member** ☰

Profile ▾

- Basic Information
- Change Password
- Fees
- Receipts

Ballot

Profile Sign out

# THE INDIAN INSTITUTE OF ARCHITECTS (IIA)

PROSPECT CHAMBERS ANNEXE, DR. D. N. ROAD, FORT, MUMBAI 400 001  
TEL NOS: 2204 6972 & 2288 4805 FAX NO: 2283 2516

## DEMO NATIONAL COUNCIL ELECTION FOR THE TERM 2020 - 2022

# ONLINE VOTING BALLOT for National Council

(Before voting please read the instructions carefully given at bottom of page)

### President [For 1 Post(s)]

- 1 AAA
- 2 BBB
- 3 CCC
- 4 DDD

Activate Windows  
Go to Settings to activate Windows.



3 CCC

4 DDD

### Vice President [For 1 Post(s)]

1 EEE

2 FFF

3 GGG

### Hon Treasurer [For 1 Post(s)]

1 HHH

2 III

3 JJJ

### Jt Hon Secretary [For 3 Post(s)]

1 KKK

10 ZZZ

11 ABC

12 LMN


13 PQR

14 XYZ

Submit

## Instructions

1. The Member, upon opening the Ballot, shall click on the Box against the name of the Candidate, he wishes to Vote.
2. After clicking against the names of all the Candidates he wishes to vote, he shall click on 'Submit' button at the bottom.
3. After clicking on 'Submit', there will be another level of authentication, which will ask to 'Confirm Voting'. Only when you click on 'Confirm Voting', the Vote will be Cast. The Member can change the votes he clicked earlier, until he Confirms the Voting.
4. Once 'Confirm Voting', is clicked, the voting process is complete.



- Once the voter clicks “**Submit**”, the voter will see a pop-up message that reads ‘**Please confirm your voting**’.
- Once you Click ‘**Ok**’, the selected candidates will be visible for review.
- The voter can review and make changes, if any.
- After making sure that the choice is final, the voter can click on ‘**Confirm Voting**’ to cast his/her votes.

demo.indianinstituteofarchitects.com says  
Please confirm your voting

OK

7 WWW

8 XXX

9 YYY

10 ZZZ

11 ABC

12 LMN

13 PQR

14 XYZ

Submit

# Instructions

Activate Windows  
Go to Settings to activate Windows.

1. The Member, upon opening the Ballot, shall click on the Box against the name of the Candidate, he wishes to Vote.

[Basic Information](#)[Change Password](#)[Fees](#)[Receipts](#)**Ballot**

PROSPECT CHAMBERS ANNEXE, DR. D. N. ROAD, FORT, MUMBAI 400 001

TEL NOS: 2204 6972 &amp; 2288 4805 FAX NO: 2283 2516

## DEMO NATIONAL COUNCIL ELECTION FOR THE TERM 2020 - 2022

# ONLINE VOTING BALLOT for National Council

(Before voting please read the instructions carefully given at bottom of page)

### President [For 1 Post(s)]

1 AAA

2 BBB

3 CCC

4 DDD

### Vice President [For 1 Post(s)]

1 EEE

Activate Windows  
Go to Settings to activate Windows.

10 ZZZ

11 ABC

12 LMN

13 PQR

14 XYZ

Confirm Voting

## Instructions

1. The Member, upon opening the Ballot, shall click on the Box against the name of the Candidate, he wishes to Vote.
2. After clicking against the names of all the Candidates he wishes to vote, he shall click on 'Submit' button at the bottom.
3. After clicking on 'Submit', there will be another level of authentication, which will ask to 'Confirm Voting'. Only when you click on 'Confirm Voting', the Vote will be Cast. The Member can change the votes he clicked earlier, until he Confirms the Voting.
4. Once 'Confirm Voting', is clicked, the voting process is complete.

Member



Profile Sign out

Profile

- Basic Information
- Change Password
- Fees
- Receipts


Ballot

Voting Control panel

Home > voting

Thank You You have Voted

Activate Windows  
Go to Settings to activate Windows.



- After the Ballots are created and finalized by the Scrutineers/Supervisor, the system will be locked.
- The system will be accessible to the voters only on the designated dates of voting. Once the election is over, the ballot link will not be visible to any member.
- Once the election is over, only Scrutineers/Supervisor will have access on the designated date of counting to view the results (no admin or members).
- The Scrutineers/Supervisor can view the report of the list of members who have voted along with time stamp and IP Addresses.
- The Scrutineers/Supervisor can save/take printout for records.